

TRACK YOUR SYMPTOMS

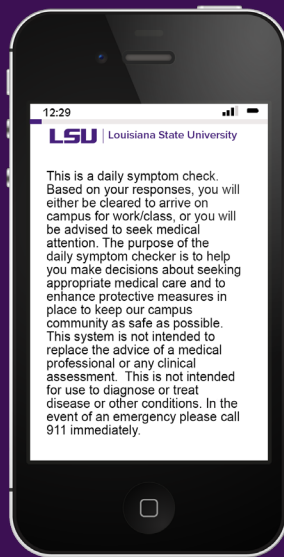
A guide to using the Daily Symptom Checker

Starts Monday, August 24, 2020

01

How do I fill out the Daily Symptom Checker?

Every day, you will receive an email from Qualtrics (noreply@qemaii server.com). Be sure to log in to your LSU email account and watch out for your first Daily Symptom Checker. Please check your junk mail if you do not see this email in your inbox.



04

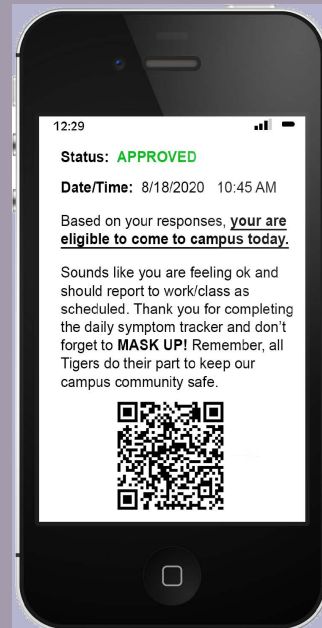
Can I receive the Daily Symptom Checker via text messaging instead?

In the Daily Symptom Checker, you will be asked if you would like to receive the daily survey via SMS messaging or via email. The survey works on any electronic device.

05

How will I receive approval to come on campus?

Once you complete the Daily Symptom Checker, you will receive an email/text stating whether you are authorized to come on campus.



02

What information will I be asked in the Daily Symptom Checker?

You will be asked a short list of questions to determine if you are approved to come to campus.

- Have you been tested for COVID-19? What are the results? Are you awaiting results?
- Do you have mild or severe symptoms (using the most recent CDC guidelines)?

03

When will I receive the Daily Symptom Checker?

You will receive the Daily Symptom Checker every morning.

06

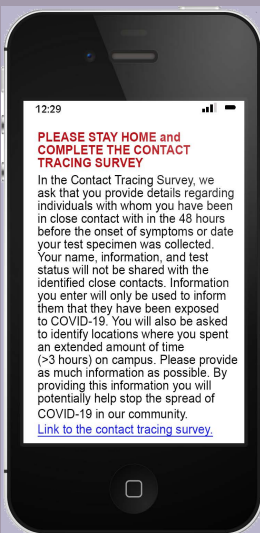
Do I need a special login and password to access the Daily Symptom Checker?

You do not need to login to the Daily Symptom Checker, but you will use your LSU Single Sign-On (SSO), which is what you use to login to myLSU, to complete it.

07

What if I am not approved because I tested positive?

If you have tested positive, you cannot come to campus and must self-isolate for 10 days and 24 hours after your symptoms have subsided. If possible, stay away from others, especially people who are at a higher risk for getting very sick from COVID-19.



10

What do I do if I am living on campus and not approved?

If you are a student living on campus, you will be advised to contact your Resident Coordinator if you are not approved to come to campus.

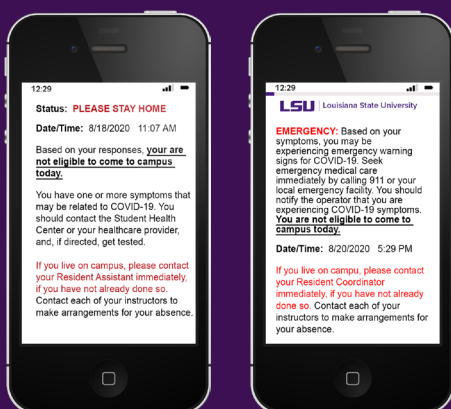
11

How do I report if I tested positive for COVID-19?

You can report your positive test result in the Daily Symptom Checker. The first question in the Daily Symptom Checker asks if you have tested positive in the last ten days. Additionally, you can report if you have tested negative or are awaiting test results.

08

What if I am not approved because I have symptoms?



If you have severe or mild symptoms related to COVID-19, you must wait to come on campus until your symptom(s) subside. Each day, you will complete the Daily Symptom Checker, so if your symptoms subside, you can select as such and be certified to come back on campus.

09

Do I need to notify anyone that I was not approved ?

If you are an employee, you must inform your supervisor of your absence.

If you are a student, you will also be asked to contact all your instructors to inform them of your absence. Your instructors must provide you with the material in an online and accessible format for you to stay on track or make up any work necessary for your courses. You should also avoid close contact with others.

12

Who needs to complete the Daily Symptom Checker?

All faculty, students, and staff are required to complete the Daily Symptom Checker.

13

Why is everyone required to complete the Daily Symptom Checker if we work remotely or have all online classes?

We ask everyone to complete the Daily Symptom Checker because your plans could change over the course of the day, week, or term, and you may decide to come on campus.